

inflection study

(pizz. gliss. lullaby?)

general info

this piece explores a muddle of vocal inflections, inertia, and resonance, as mapped through cello pizzicati.
 the piece follows an accelerating trajectory through four different pacings, each assigned to a staff, described below.

scordatura: detune the bottom two strings by a semitone [B, F#, D, A]
volume: play everything quite soft; amplify the instrument as necessary in larger spaces (but conservatively!)

staves

there are four staves, each of which corresponds to a pace and an affect:

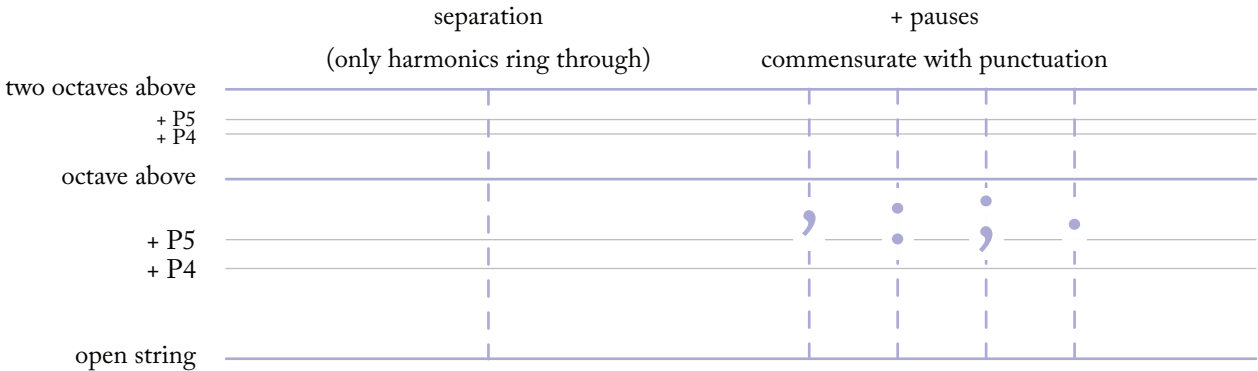
frozen
 perform each event for slightly longer than the string resonance allows, continuing the gesture in silence.
 take care to maximize the durations, including dampening neighboring strings as needed.

slow
 perform each event for about three to five seconds, cutting short the string resonance.

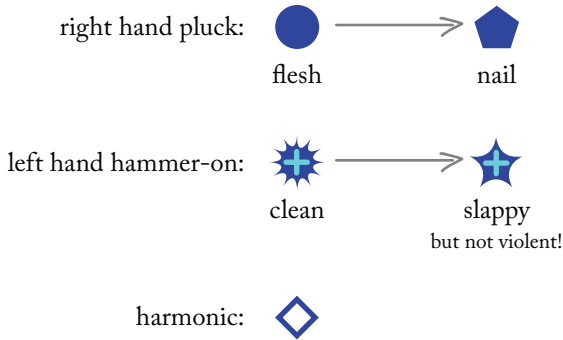
quick
 perform each event for about a second. allow events to ring into each other if there is no barline present.

as speech
 smoother and slightly quicker than in the “quick” staff – try to make the cello sound as if it is a human speaking voice.
 (perhaps, make up your own words? or think of Charlie Brown’s school teacher?)

staff & barlines

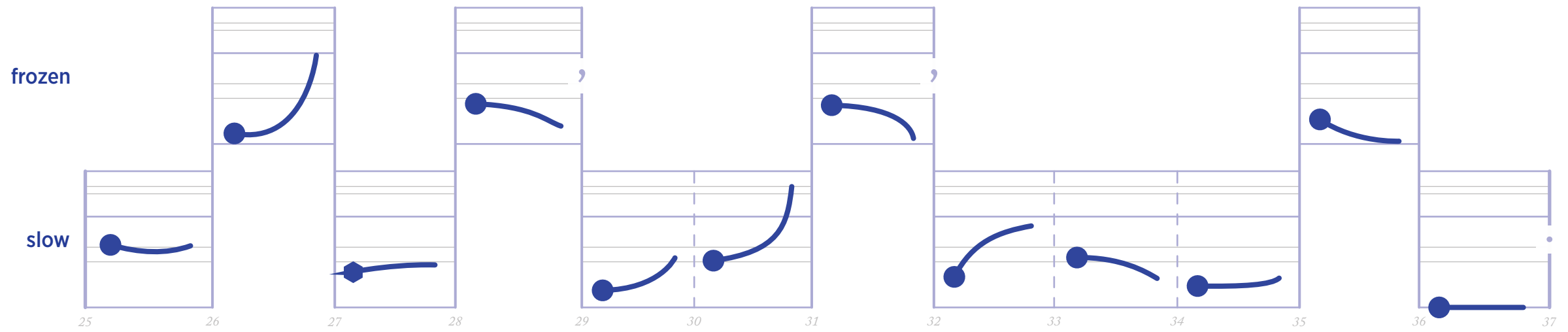
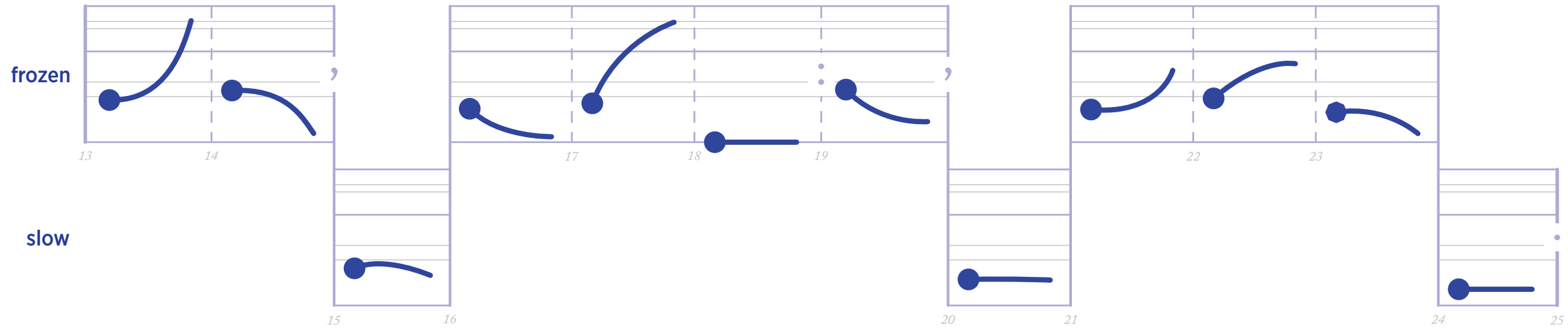
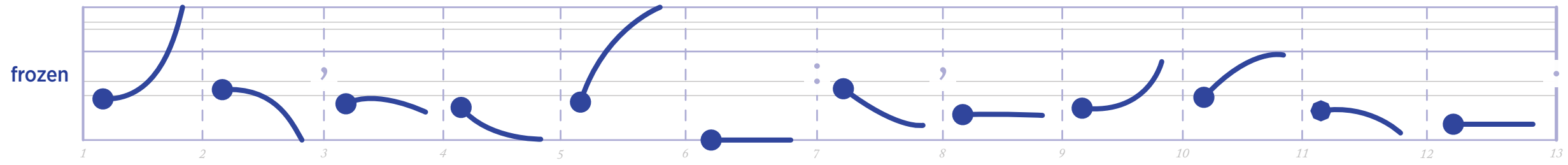


attacks




colors

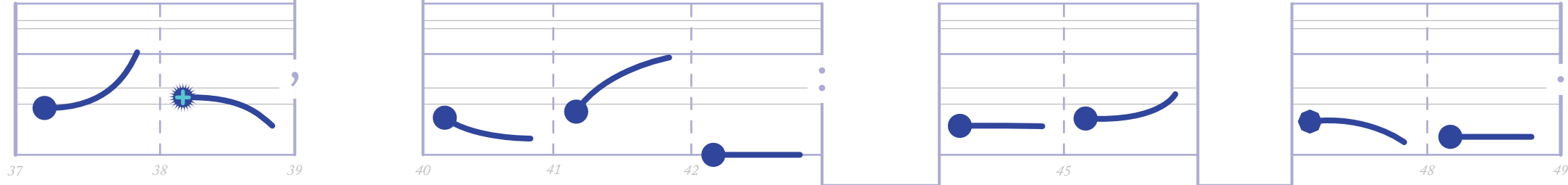





frozen




slow




quick



slow



quick



as speech

